



LBS model profiles

□ GRID = 2' x 2'



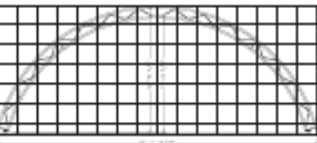
18' (5.4m) Legend

Outside Width: 18' 2 1/2" (5.5m)
 Outside Height: 19' 5 1/4" (5.9m)
 Maximum Clearance: 18' 3 1/2" (5.5m)
 Inside Clearance: 16' 8 3/8" (5.1m) within 3' (0.9m) of sides



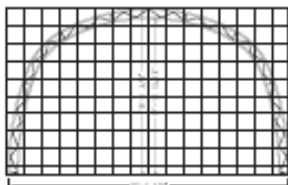
19' (5.7m) Legend

Outside Width: 19' 5 1/8" (5.9m)
 Outside Height: 10' 0 1/4" (3.0m)
 Maximum Clearance: 8' 10 1/8" (2.7m)
 Inside Clearance: 6' 10 1/8" (2.0m) within 3' (0.9m) of sides



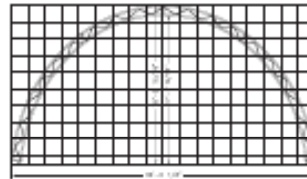
30' (9.1m) Legend

Outside Width: 31' 1 1/8" (9.4m)
 Outside Height: 12' 5 1/8" (3.7m)
 Maximum Clearance: 11' 3 1/8" (3.4m)
 Inside Clearance: 5' 11 1/8" (1.8m) within 3' (0.9m) of sides




32' (9.7m) Legend

Outside Width: 32' 2 3/8" (9.8m)
 Outside Height: 19' 1 3/8" (5.8m)
 Maximum Clearance: 17' 10 3/8" (5.4m)
 Inside Clearance: 13' 4 1/4" (4.0m) within 3' (0.9m) of sides



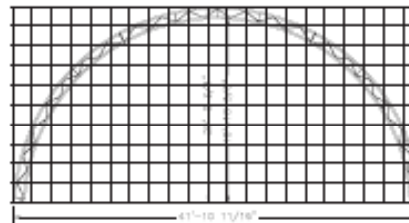
36' (10.9m) Legend

Outside Width: 36' 0 1/4" (10.9m)
 Outside Height: 18' 9 1/8" (5.7m)
 Maximum Clearance: 17' 7 1/8" (5.3m)
 Inside Clearance: 9' 4 3/8" (2.8m) within 3' (0.9m) of sides




40' (12.1) Legend

Outside Width: 40' 0 1/8" (12.1m)
 Outside Height: 15' 3 3/8" (4.6m)
 Maximum Clearance: 14' 1" (4.2m)
 Inside Clearance: 6' 1 1/8" (1.8m) within 3' (0.9m) of sides



42' (12.8m) Legend

Outside Width: 41' 10 1/8" (12.7m)
 Outside Height: 20' 0 1/4" (6.1m)
 Maximum Clearance: 18' 10 1/8" (5.7m)
 Inside Clearance: 9' 7 1/8" (2.9m) within 3' (0.9m) of sides



50' (15.2m) Legend

Outside Width: 50' 0 1/8" (15.2m)
 Outside Height: 16' 11 3/8" (5.1m)
 Maximum Clearance: 15' 9" (4.8m)
 Inside Clearance: 5' 3 1/8" (1.6m) within 3' (0.9m) of sides

Height and clearance dimensions are calculated from the bottom of the mounting bracket. For buildings mounted on a wall, add the height of the wall to height and clearance dimensions. For buildings mounted on posts, add the height of the posts less 3" (0.07m) to the height and clearance dimensions.



CoverAll is a registered trademark of Cover-All Building Systems Inc.

This document was created with Win2PDF available at <http://www.win2pdf.com>.
The unregistered version of Win2PDF is for evaluation or non-commercial use only.
This page will not be added after purchasing Win2PDF.